2025

COMPRESSORS



Salvarani

INNOVATION IS OUR NATURE

La nostra storia

La mia storia inizia nel 1970, ero ragazzo e con mie i genitori Giovanna ed Italo che lavoravano in un'importante azienda di irroratrici, "Carpi Pompe", Li aiutavo dopo la scuola e con loro visitavo le fiere di settore. Finiti gli studi ho iniziato a lavorare nella medesima azienda sulle macchine innovative, come la "scatolanera" e i controlli elettronici. A quel tempo quelle macchine erano le più evolute del mercato italiano, e montavano un "Tracciafile" di importazione USA. Ho visto in questo prodotto un'innovazione per far nascere una mia azienda.

Pier Giorgio Salvarani

Salvarani nasce nel 1983 in un Garage a Poviglio nel cuore dell'Emilia Romagna, regione che vanta una lunga storia nel campo delle macchine agricole e dei loro componenti

1983
Primo tracciafile prodotto in Italia

1985
Elettronica DPA Spray matic e comandi elettrici

1986
Serbatoi lavamani e strisciante

1992
Distribuzione Centraline meteo Davis

1995
Distribuzione ugelli TeeJet

2006
Filiale produttiva in Romania

I NOSTRI VALORI

INNOVAZIONE
Innovation

PRECISIONE DI LAVORO
Working precision

AFFIDABILITA' DEL PRODOTTO
Product reliability

ASSISTENZA POST VENDITA
Assistance after sale

TUTELA ALL'AMBIENTE
Environmental protection

L'AZIENDA HA 2 SEDI IN EUROPA:

Salvarani s.r.l. Sede centrale Poviglio (Reggio Emilia), Italia

Salvarani Rom, Romania

MARCHI IN VENDITA:

Salvarani affianca alla propria produzione alcuni marchi in esclusiva per il mercato italiano:
TeeJet® per ugelli e accessori per l'irrorazione,
SHURflo® per pompe a membrana 12V,
Davis Instruments® per le centraline meteorologiche,
Aams.

Salvarani history

My story begins in 1970. I was a young boy and my parents Giovanna and Italo were working for an important sprayer manufacturer, "Carpi Pompe". For this reason, we were often talking about these products and after the school I used to help my father and visit trade fairs with him. After my studies I started working in the same company in the department dedicated to innovative machines, such as the "black box" and electronic controllers. At that time, those machines were among the most advanced ones on the Italian market, and were mounting a "foam marker" imported from the US. There I saw an innovation to start

Pier Giorgio Salvarani

Salvarani company starts in 1983 in a garage in Poviglio in the heart of Emilia Romagna, a region which boasts a long history in agricultural machinery and its components.

Salvarani supports its production with some exclusive brands for the Italian market: TeeJet® with nozzles and spraying accessories, SHURflo® with 12 Volt diaphragm pumps and Davis Instruments® with weather stations.

The company has 2 offices in Europe:
Salvarani s.r.l. Head office in Poviglio (Reggio Emilia), Italy
Salvarani Rom in Romania

Acquisizione della società AAMS

Impianto pannelli solari fotovoltaici per coprire il fabbisogno annuo elettrico dell'azienda

Collaborazione con **OPTRONIAN**

2010	2012	2018	2022	2024

Produzione banchi prova irroratrici

Costruzione magazzino

I NOSTRI PRODOTTI

PRODOTTI HI-TECH

SERVIZI SPECIALIZZATI

PROGETTI PERSONALIZZATI

CLASSIFICABILI IN 4 PRINCIPALI CATEGORIE:

1 Accessori per l'agricoltura e macchine a lenta movimentazione

2 Sistemi di misurazione di precisione per taratura e certificazione irroratrici

3 Compressori a secco per autoveicoli

4 Componenti elettrici ed elettronici

Most important stages:
1983 First foam marker produced in Italy
1985 DPA Spraymatic Electronic and electrical controls
1986 Hand-wash tank and stabilizing springs for booms
1992 Distribution of Davis Weather stations
1995 Distribution of TeeJet nozzles
2006 Production branch in Romania
2010 Production of test equipment
2012 Take-over of AAMS company
Nowadays Salvarani is a dynamic company offering a complete range of products and components for agricultural machinery and slow-motion equipment.

Salvarani products are classifiable into 4 main categories:
Accessories for agriculture and slow-motion machinery.
Precision measuring systems for sprayers' calibration and certification.
Electrical and electronic components.
Oil free compressors for vehicles.

Salvarani priorities:
- Innovation
- Working precision
- Product reliability
- Assistance and after sale support
- Environmental protection

All this results in high technological standard products and specialized services able to guarantee competitiveness and economic advantages to manufacturing companies, sales networks and end users.
Furthermore, the company offers its experience to develop customized projects according to customers' needs.

For other language translation look the penultimate page

Diaphragm & Piston Compressors

Specifiche tecniche

Compressore con funzionamento a secco, disponibile nelle versioni a membrana e a pistone.

I numerosi test condotti hanno confermato che nei compressori OIL LESS la qualità dell'aria in uscita è identica a quella in entrata, in nessun caso il compressore aggiunge contaminanti al gas che viene pompato.

Il fatto di non aver alcun componente in bagno d'olio rende inoltre la manutenzione molto più semplice: lo smontaggio e il riassemblaggio risultano infatti elementari.

Per garantire una maggiore flessibilità d'utilizzo, la testa del compressore è orientabile di 90° in 90°.

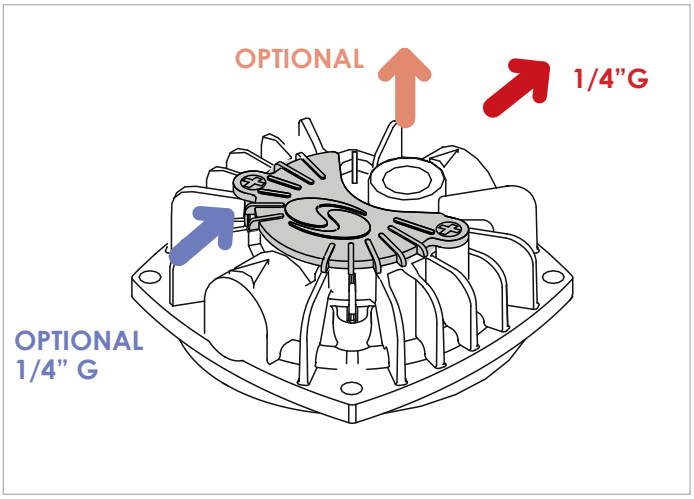

Technical features

Dry compressor available as a diaphragm or piston type.

Numerous tests have demonstrated that with OIL LESS compressors, the quality of the air emitted is identical to that of the inlet air; the compressor never adds any contaminants to the pumped gas.

Maintenance is made much simpler as there are no parts with oil bath lubrication; removal and replacement are extremely easy.

To guarantee greater operating flexibility, the angle of the compressor head can be adjusted in 90° steps.

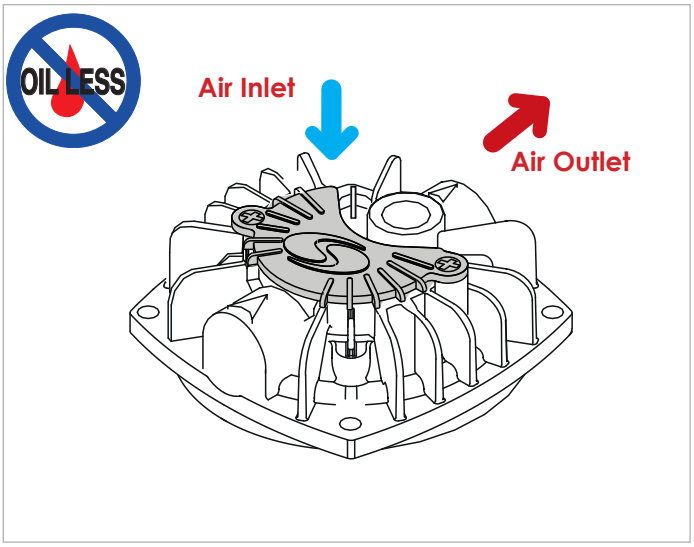

Compressore a membrana
Diaphragm compressor

Compressore a pistone
Piston compressor

Funzionamento a secco
No oil required

Compressore a membrana
Diaphragm compressor



Valvola di aspirazione
Aspiration valve



Vista della membrana
Diaphragm view



Biella in tecnopolimero
Technopolymer connecting rod

Compressore a pistone
Piston compressor

Valvola di aspirazione
Aspiration valve

Vista di cilindro e pistone
Cylinder & piston view



Biella in alluminio
Aluminum connecting rod

CM 40/60 - Compressori a Membrana
CM 40/60 - Diaphragm Compressors

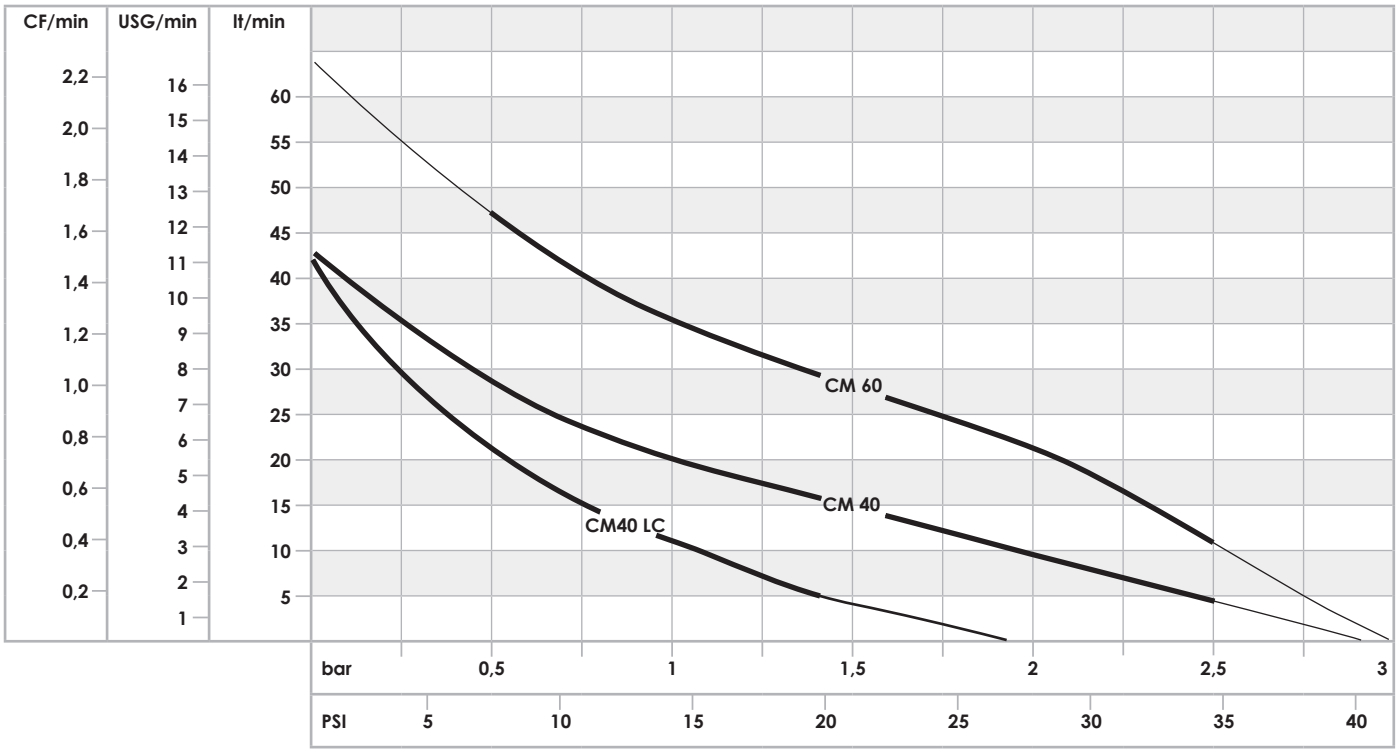

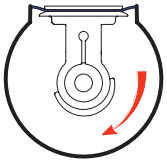

	CM40 LC	CM40	CM60
Max Flow (l/min)	40	40	60
A Max	5	7,8	13
Max Pressure (bar (PSI))	1,8 (26)	2,8 (40,6)	2,8 (40,6)

Specifiche compressori a membrana

- Testa: Alluminio
- Corpo: Alluminio
- Flangia valvole: Tecnopolimero
- Valvole: Acciaio Inox
- Biella: Tecnopolimero
- Eccentrico: Acciaio

Tutti i movimenti rotazionali del gruppo pompante sono su cuscinetti a sfera autolubrificanti.

Specifications of diaphragm compressors

- Head: Aluminum
- Body: Aluminum
- Flange of the valves: Technopolymer
- Valves : Stainless Steel
- Connecting rod: Technopolymer
- Cam: Steel

All rotational movements of the pumping unit are on self-lubricating ball bearings.

CP15/26/37/45 - Compressori a Pistone
CP15/26/37/45 - Piston Compressors

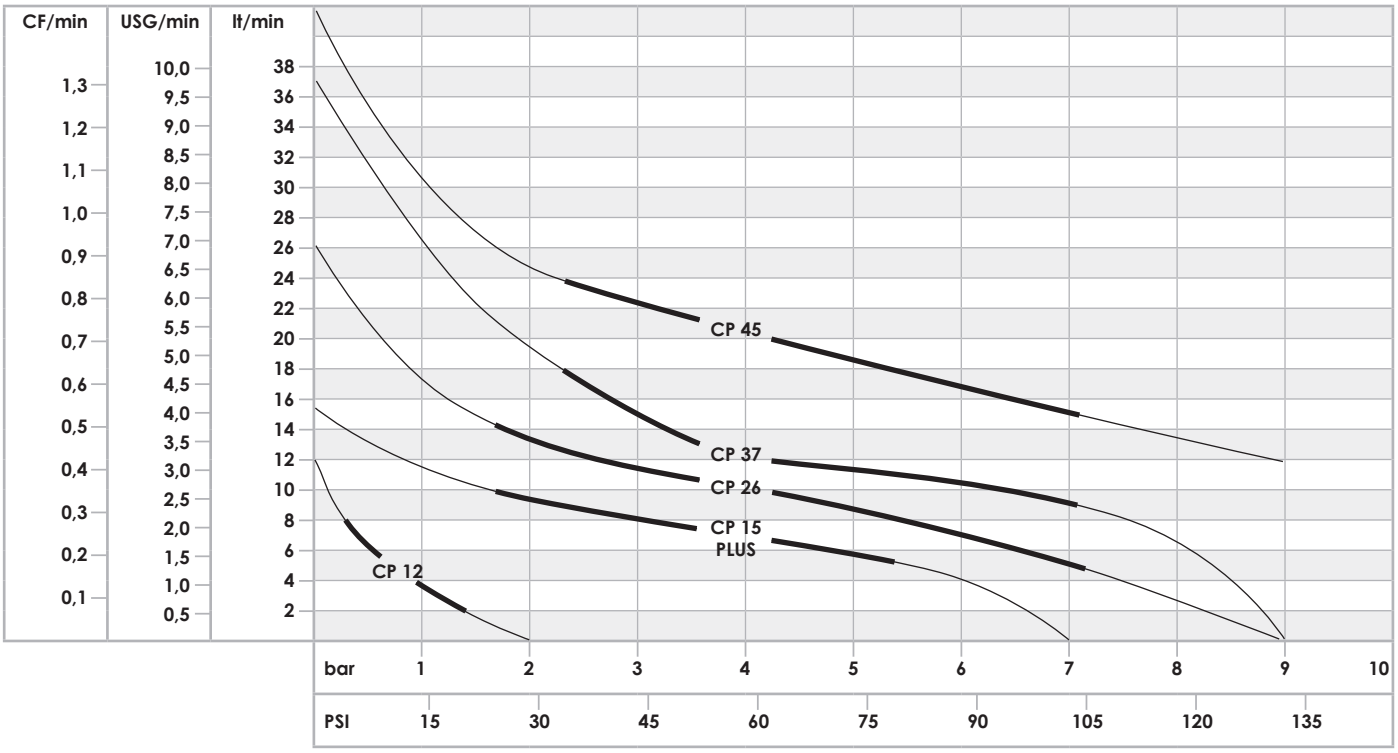

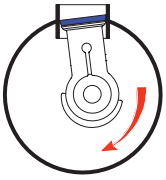

	CP12	CP15 PLUS	CP26	CP37	CP45
Max Flow (l/min)	12	15	26	37	45
A Max	2,5	6	8,5	14,5	20
Max Pressure (bar (PSI))	2 (29)	7 (101)	9 (130)	9 (130)	9 (130)

Specifiche compressori a pistone

- Testa: Alluminio
- Corpo: Alluminio
- Flangia valvole: Alluminio
- Valvole: Acciaio inox
- Biella: Alluminio
- Eccentrico: Acciaio

Tutti i movimenti rotazionali del gruppo pompante sono su cuscinetti a sfera autolubrificanti.

Specifications of piston compressors

- Head: Aluminum
- Body: Aluminum
- Flange of the valves : Aluminum
- Valve: stainless steel
- Connecting rod: Aluminum
- Cam: Steel

All rotational movements of the pumping unit are on self-lubricating ball bearings.

Guida alla scelta del compressore
Compressor's selection guide

Teste disponibili:
Head type:

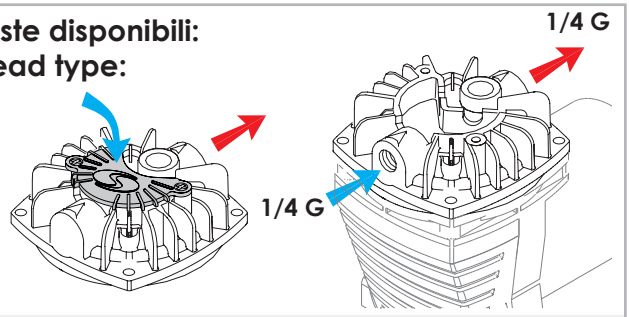

Cod. 2995xx — Cod. 2995xx.01

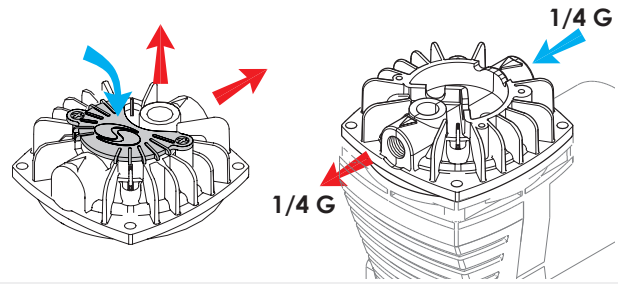

Cod. 2995xx.02 — Cod. 2995xx.04

= Air Inlets
= Air Outlets

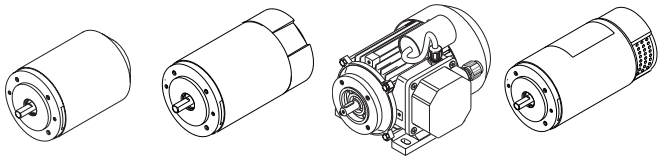

Motori disponibili:
Available motors:

12 V DC - Permanent Magnet
24 V DC - Permanent Magnet
230 V AC - Induction

Legenda Motori:
Engine legend:

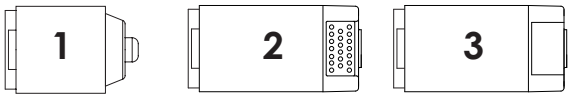

Ventilated Perm. Magnet — Ventilated Perm. Magnet — **NOT** Ventilated Perm. Magnet

Modelli a Membrana / Diaphragm models

	Available versions	Motor Type: Ventilated Perm. Magnet	Motor Type: NOT Ventilated Perm. Magnet	Motor Type: Ventilated Induction	V (V)	I (A)	Speed (rpm)	Power (W)	Service Duty cycle (@ 2 bar - 22 °C)	IP Protection	Suction Filter	Weight (kg)
CM 40	299501	•			12 DC	7,8	2000	65	100%	20	•	2,4
	299501.04 NPT	•			12 DC	7,8	2000	65	100%	20		2,4
CM 60	299505.01	•			12 DC	13	3000	110	100%	20		2,6
	299513.01	•			24 DC	6,5	3000	110	100%	20	•	2,6

Modelli a Pistone / Piston models

	Available versions	Motor Type: 1 Ventilated Perm. Magnet	Motor Type: 2 NOT Ventilated Perm. Magnet	Motor Type: 3 Ventilated Induction	V (V)	I (A)	Speed (rpm)	Power (W)	Service Duty cycle (@ 7 bar - 22 °C)		IP Protection (DIN EN 60529)	Suction Filter	Weight (kg)
CP 12	299047	•			12 DC	2,5		24	100%		20		0,55
CP 15 PLUS	299528.01	•			12 DC	6	2000	45	100%		20		2,4
CP 26	299503	•			12 DC	8,5	2000	75	60%	20' ON - 13' OFF	20	•	2,4
CP 37	299504	•			12 DC	14,5	3000	130	60%	20' ON - 13' OFF	20	•	2,5
	299504.01	•			12 DC	14,5	3000	130	60%	20' ON - 13' OFF	20		2,5
	299533		•		12 DC	14,5	3000	130	40%	10' ON - 15' OFF	54		2,5
	299520.01			•	230 AC	0,9	2800	130	100%		44		3,8
CP 45	299509	•			12 DC	20	3700	180	50%	20' ON - 20' OFF	20	•	2,5
	299509.01	•			12 DC	20	3700	180	50%	20' ON - 20' OFF	20		2,5
	299511.01	•			24 DC	11	3700	180	50%	20' ON - 20' OFF	20		2,5

Specifiche compressori a Pistone

- Testa: Tecnopolimero
- Corpo: Tecnopolimero
- Flangia valvole: Tecnopolimero
- Valvole: NBR
- Biella: Tecnopolimero
- Cilindro: Tecnopolimero
- Eccentrico: Ottone

Specifications of piston compressors

- Head: Technopolymer
- Body: Technopolymer
- Flange of the valves: Technopolymer
- Valves : NBR
- Connecting rod: Technopolymer
- Cylinder: Technopolymer
- Cam: Brass

Compressore a Pistone 299047

299047 Piston Compressor

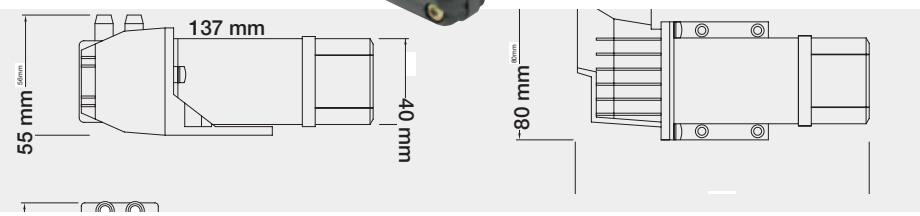

	299047
Motor Type	**Permanent magnet**
V (V)	**12**
I (A)	**2**
Power (W)	**24**
Service (Duty Cycle)	**S3 (50%)** (Temp 20 °C - Press 1 bar)
IP protection	**20**
Weight (Kg)	**0,550**

CM 40/60 - Selezione serbatoi

CM 40/60 - Air Tank Selection

	20 lt 5,25 USG	40 lt 10,56 USG	60 lt 15,85 USG	80 lt 21,13 USG
Pressione da 0 a 1,5 bar **Pressure 0 to 21,75 PSI**				
CM 40	1 min 30 sec	3 min	4 min 30 sec	6 min
CM 60	56 sec	1 min 53 sec	2 min 48 sec	3 min 44 sec

CP 15/26/37/45 - Selezione serbatoi

CP 15/26/37/45 - Air Tank Selection

	2 lt 0,5 USG	5 lt 1 USG	10 lt 2,6 USG	15 lt 4 USG
Pressione da 0 a 5 bar **Pressure 0 to 72 PSI**				
CP 15	1 min 30 sec	3 min 40 sec	7 min	10 min 20 sec
CP 26	54 sec	2 min 15 sec	4 min 25 sec	7 min
CP 37	40 sec	1 min 40 sec	3 min 30 sec	5 min
CP 45	31 sec	1 min 15 sec	2 min 40 sec	4 min
Pressione da 0 a 7 bar **Pressure 0 to 100 PSI**				
CP 26	1 min 30 sec	3 min 50 sec	7 min 25 sec	11 min 20 sec
CP 37	1 min 6 sec	2 min 50 sec	5 min 30 sec	8 min 10 sec
CP 45	48 sec	2 min	4 min	6 min

CM 40/60 - Compressori a Membrana
CM 40/60 - Diaphragm Compressors

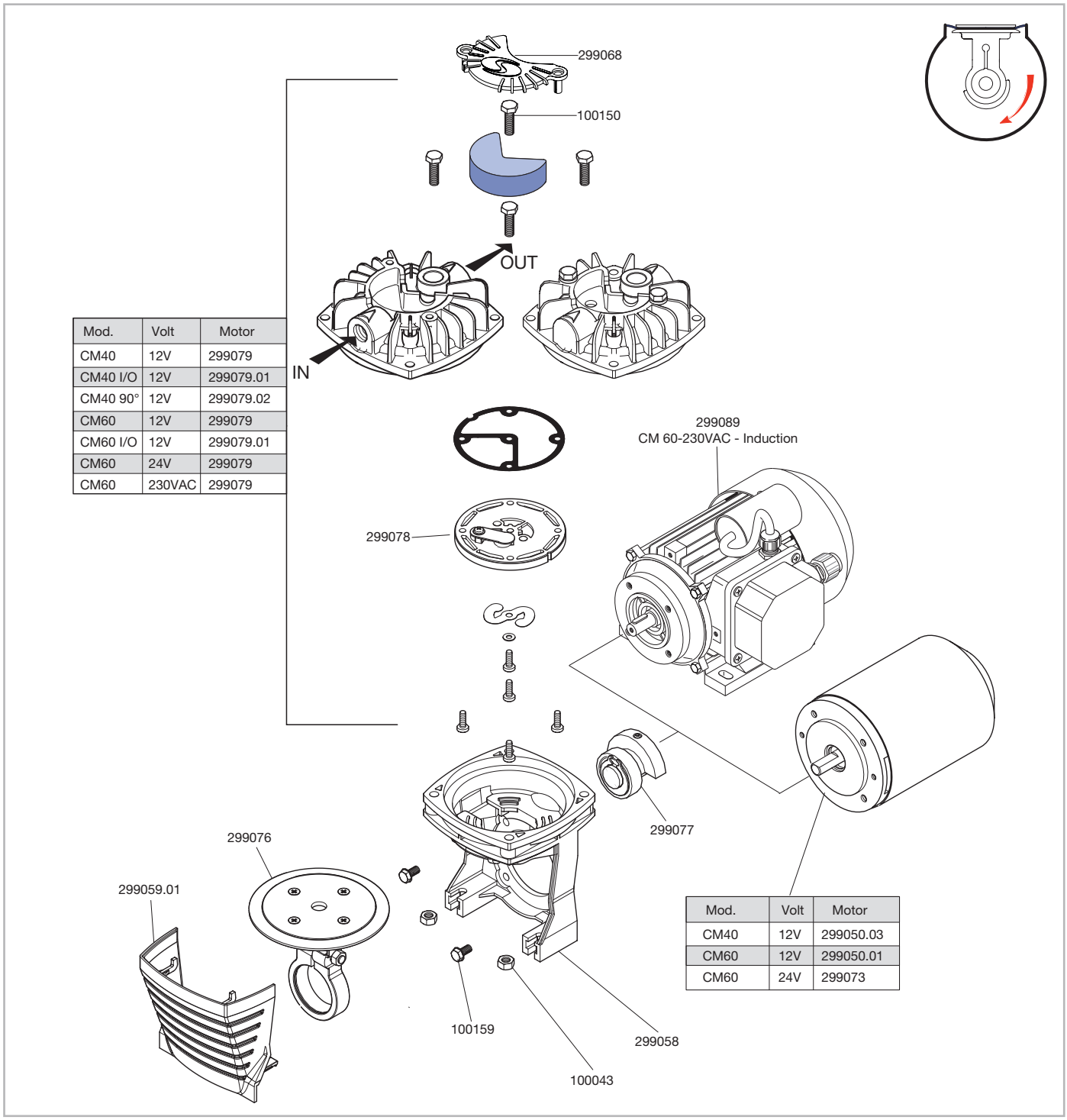

Mod.	Volt	Motor
CM40	12V	299079
CM40 I/O	12V	299079.01
CM40 90°	12V	299079.02
CM60	12V	299079
CM60 I/O	12V	299079.01
CM60	24V	299079
CM60	230VAC	299079

Mod.	Volt	Motor
CM40	12V	299050.03
CM60	12V	299050.01
CM60	24V	299073

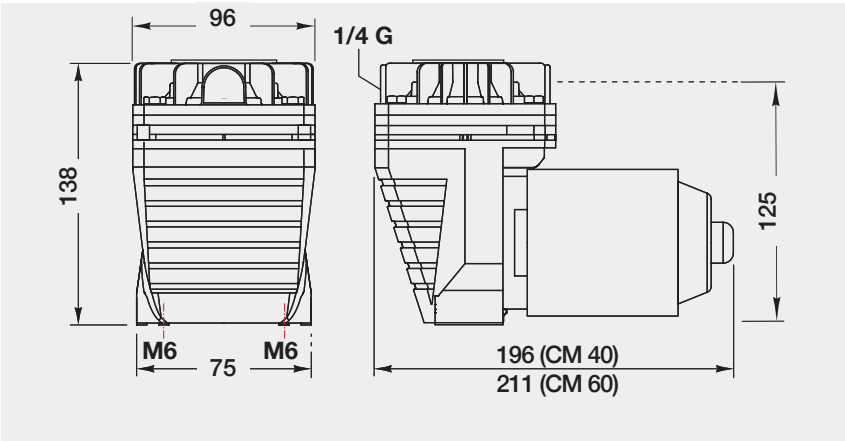

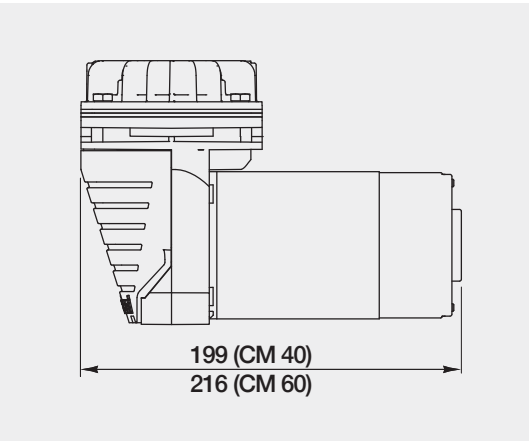

CP15/26/37/45 - Compressori a Pistone
CP15/26/37/45 - Piston Compressors

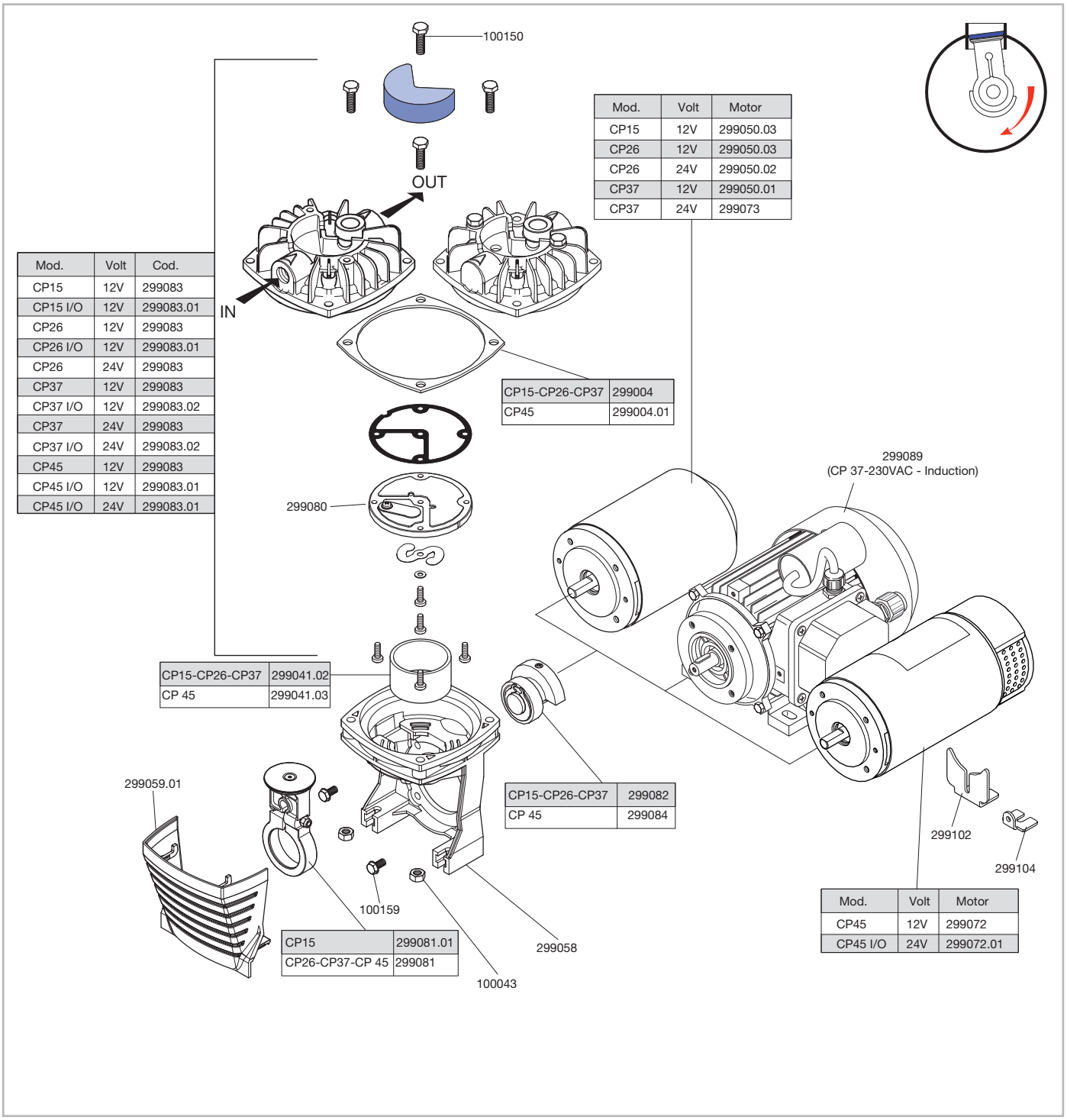

Mod.	Volt	Motor
CP15	12V	299050.03
CP26	12V	299050.03
CP26	24V	299050.02
CP37	12V	299050.01
CP37	24V	299073

Mod.	Volt	Cod.
CP15	12V	299083
CP15 I/O	12V	299083.01
CP26	12V	299083
CP26 I/O	12V	299083.01
CP26	24V	299083
CP37	12V	299083
CP37 I/O	12V	299083.02
CP37	24V	299083
CP37 I/O	24V	299083.02
CP45	12V	299083
CP45 I/O	12V	299083.01
CP45 I/O	24V	299083.01

CP15-CP26-CP37	299004
CP45	299004.01

CP15-CP26-CP37	299041.02
CP 45	299041.03

CP15-CP26-CP37	299082
CP 45	299084

CP15	299081.01
CP26-CP37-CP 45	299081

Mod.	Volt	Motor
CP45	12V	299072
CP45 I/O	24V	299072.01

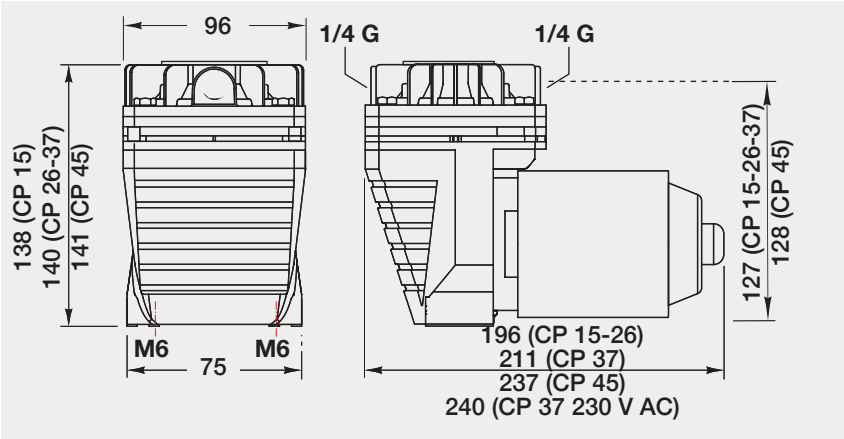

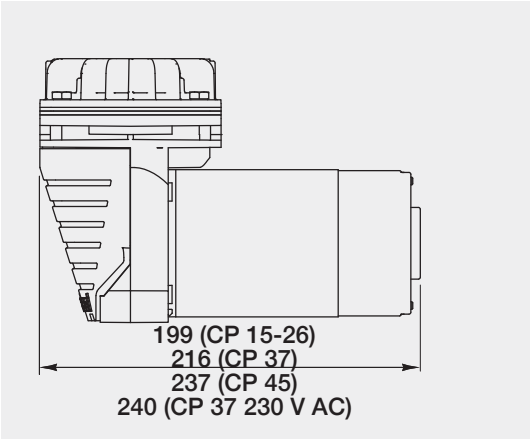

Air power black

CP37 12 V compressor; model with motor, body and head in aluminum completely painted, suitable for outdoor use. To be used in connection with a pressure switch (available as an option) and a 15litri or higher tank. Suitable for anti-drip tires, air suspension, similar applications.

Compressore CP37 12 Volts; modello con motore, corpo e testa in alluminio completamente verniciati, adatto ad un uso esterno. Da utilizzare in collegamento ad un pressostato (optional disponibile) e serbatoio da 15 litri o superiore. Adatto ad antigoccia pneumatici , sospensioni pneumatiche, applicazioni similari.

299537

Cod.	Model	Service Duty cycle (@ 7 bsr - 22°C)		Max Flow (l/min)	Max Pressure (bar (PSI))		I Max (A)
299537	Air Power Black CP37	S3 (40%)	10' ON - 15' OFF	37	9 (130)	12 V DC	14,5

Air Power One

Oil free unit producing compressed air, suitable to provide compressed air for several applications on mobile vehicles.
Ideally to be combined with an accumulation tank from 10 - 30 lt.
- Compressor kit includes a piston compressor without lubrication CP37 – CP45;
- Adjustable pressure switch from 5 to 8 bar;
- Battery cable with fuse;
- Duty cycle 40% - 10 min. ON, 15 min. OFF.
- Termic-equipped model available

Modulo specifico a 12 Volts e unità produttrice di aria compressa a secco adatto a poter fornire su un mezzo mobile aria in pressione per utilizzi diversi. Per prestazioni ottimali si consiglia di abbinarlo ad un serbatoio di accumulo da 10-30 lt.
- Gruppo composto da compressore a pistone senza lubrificazione CP37-CP45;
- pressostato regolabile con regolazione da 5 a 8 bar;
- cavo collegamento batteria con fusibile;
- Duty cycle 40% - 10 min. ON, 15 min. OFF.
- Modello disponibile anche con termica

903509

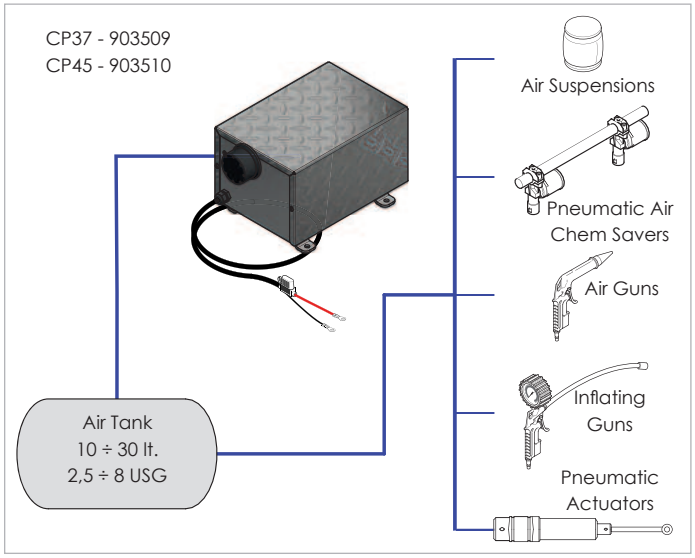

Compressor Filling Time		
Tank (lt)	CP37 da 0 a 7 bar	CP45 da 0 a 7 bar
10	5 min	4 min
20	11 min	8 min

Cod.	Model	Flow (l/min)	bar (PSI)	Duty cycle		I Max (A)
903509	Air Power two CP37	37	0-7 (0-101,5)	40%	12 V DC	14,5
903510	Air Power two CP45	45	0-7 (0-101,5)	40%	12 V DC	20

Bale Adjuster

The Bale Adjuster kit consists of a compressor and a maneuvering control panel with a manometer.
The compressor, once operated, provides compressed air at 7 bar pressure, which can be sent to a tank (not supplied).
At start-up, the air pressure in the tank is brought to 7 bar; Then pushing the control lever momentarily, the pressure is reduced to the desired value, which can be controlled on the manometer.
In this way, the tank air can be used to exert constant pressure on the walls of the hay bale forming chamber during their compacting, generating them with an ideal density.
This easily adapts to the different conditions of hay. Similar systems, made with springs or hydraulic systems, require continuous adaptations that cause breaks during work, as small differences in hay conditions create big differences

Il kit Bale Adjuster è formato da un compressore e da un quadro di azionamento fornito di manometro. Il compressore, una volta azionato, fornisce aria compressa alla pressione di 7 bar, che può essere inviata ad un serbatoio (non fornito).
All'accensione, la pressione dell'aria nel serbatoio viene portata a 7 bar; azionando poi la leva del quadro in posizione momentanea, la pressione viene ridotta fino al valore desiderato, controllabile sul manometro.
In tal modo l'aria del serbatoio può essere utilizzata per esercitare una pressione costante sulle pareti della camera di formazione delle balle di fieno durante il loro compattamento, generandole con una densità ideale. Questa si adatta facilmente alle diverse condizioni del fieno. Analoghi sistemi, realizzati con molle o sistemi idraulici, richiedono continui adattamenti che provocano interruzioni durante il lavoro, in quanto piccole differenze nelle condizioni del fieno creano grandi differenze nella composizione delle balle.



Cod.	Model					A B C (cm)	(Kg)
901809.01	Kit Bale Adjuster	7m	✓	2m	-	39x24x34	7





Cod.		A	±	Model			Fuse (A)	
906256	1	15A	-	Kit Box Pump ECO	✓	eyelets	15	12 V DC
906431	1	15A		Kit Box PMP P45	✓	2m/78"	15	12 V DC
906438	1	15A	✓	Kit Box 15A - Sensore P90	✓	2m/78"	15	12 V DC

Tank

A 5lt aluminum tank model, and 3 carbon steel models, painted in RAL 5015, with capacity from 5 to 15lt, maximum pressure 8-11 bar.

Designed for use in conjunction with Salvarani compressors.

Serbatoi

Un modello di serbatoio in alluminio da 5lt, e 3 modelli in acciaio al carbonio, verniciati in RAL 5015 , con capacità da 5 a 15lt ,pressione massima 8-11 bar.

Studiati per l'utilizzo in abbinamento ai compressori Salvarani.

350040



5 l
8 Bar

350011

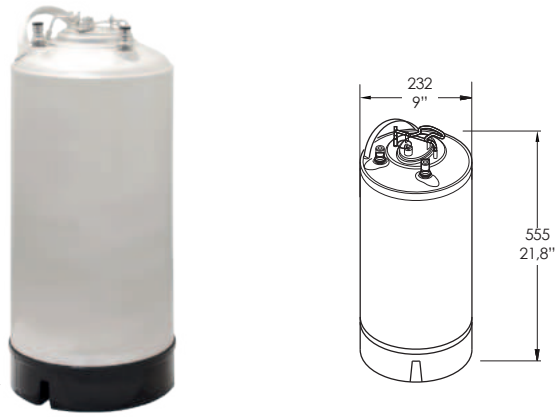

18 l
9 Bar

350041



10 l
11 Bar

350017



9 l
9 Bar

350042



15 l
11 Bar

350014

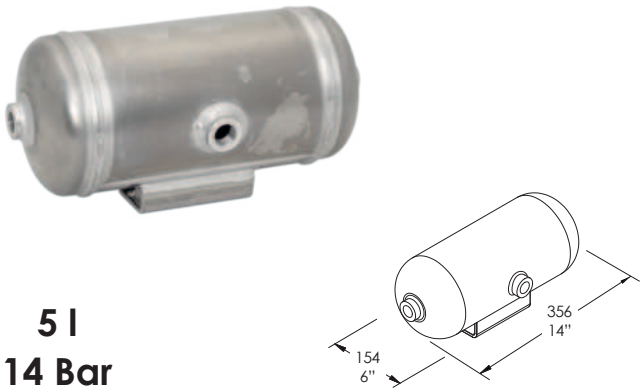

5 l
14 Bar

Cod.	lt	US G	Material	A B C (cm)	A B C (inch)	(Kg)
350011 350017	18 9	5 3	Inox	56,35 x 23,2 34 x 23,2	21,8" x 9" 13" x 9"	3,35 2,6
350014	5	1,32	Aluminum	17 x 37 x 19,5	6,7" x 14,5" x 7,7"	2
350040 350041 350042	5 10 15	1,32 2,64 41	Carbon Steel	13,5 x 33 x 18 20,5 x 54 x 21,5 20 x 59 x 26,5	5,3" x 13" x 7" 8" x 21" x 8,5" 7,8" x 23" x 10,5"	3,5 6 9,5
350012 350013						

350012

350013

Solenoid valves

Specifications:
• Bayonet tube, patented system allowing quick manual inspection of the pilot.
• Rubber coil stop, elastic ring ensuring coil's fixing without tools.
• High precision mechanical machining to obtain the lowest rate of roughness to limit limestone adherence.
• High resistance to corrosion thanks to the inner stainless steel parts with low magnetic residue, specific for solenoid valves.
• Operating range from -10°C to 50°C;
• Fluids temperature from -10°C to 130°C;

Materials used:
• Brass body CW617N (EN 12165)
• Stainless steel inner parts
• AISI 303 stainless steel tube (EN 10088-3)
• Seals in FPM (Viton), NBR, EPDM, silicone.

Elettrovalvole

Caratteristiche tecniche:
• Cannotto a baionetta, sistema brevettato per una rapida ispezione manuale del pilota.
• Ferma bobina in gomma, anello elastico per il fissaggio della bobina senza attrezzatura.
• Lavorazioni meccaniche di alta precisione per garantire il minor grado di rugosità e limitare l'adesione del calcare.
• Alta resistenza alla corrosione grazie agli organi interni in acciaio inox a basso residuo magnetico, specifico per elettrovalvole.
• Temperatura di funzionamento da -10°C a +50°C;
• Temperatura dei fluidi da -10°C a +130°C;

Materiali utilizzati:
• Corpo in ottone CW617N (EN 12165)
• Organi interni in acciaio INOX
• Cannotto in acciaio INOX AISI 303 (EN 10088-3)
• Materiali tenuta in FPM (Viton), NBR, EPDM, silicone.


210524

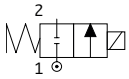

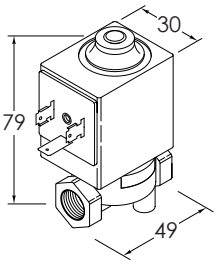


210530

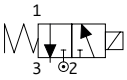

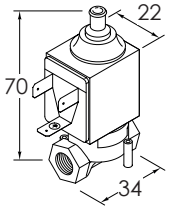


210531

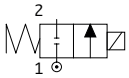

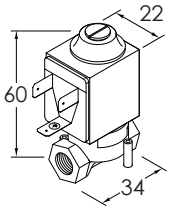

Cod.	n° Outlet	Pressure (bar)	Q Max (l/min)	ø int. (mm)	Fittings	V (V dc)	P max (W)	
210524	2	0-8	4,5	3	1/4"	12	16	5
210531	2	0-2	3,5	3	1/8"	12	10	5
210537	2	0-8	4,5	3	1/4"	24	16	5
210530	3	0-2	2,7	2,5	1/8"	12	10	5
210532	3	0-8	1	1,5	1/8"	12	10	5

Elettrovalvole a collettore - Manifold solenoid valves



Cod.	n° Outlet	Pressure (bar)	Q Max (l/min)	ø int. (mm)	Fittings	Material	Vdc	P max (W)	
210533	3	0-8	1,0	1,5	1/8"	Nickel-plated	12	30	1
200198	4	0-8	1,0	1,5	1/8"	Nickel-plated	12	40	1

Pneumatic Air Control Box

3-way or 4-way solenoids manifold to control pneumatic nozzles.

Valve block integrated in an IP65 box with air vent hole. Available in two versions for the direct control of 3 or 4 solenoid valves with 1,5 mm2 hole and Ø 8 mm inlet and Ø 4 mm outlet fittings. Possibility of customizations with electrical configurations and air inlet/outlet fittings to adapt to various types of pneumatic systems.

Gruppo elettrovalvole a 3 o 4 vie per il comando di antigoccia pneumatici.

Gruppo valvole alloggiato in una scatola IP65 con foro di sfiato. Disponibile in due versioni per il comando diretto di 3 o 4 elettrovalvole con orifizio da 1,5 mm2 e raccordi Ø 8 mm in entrata e Ø 4mm in uscita. Possibilità di personalizzazioni con configurazioni elettriche e raccordi aria per adattarsi a vari tipi di antigoccia pneumatici.

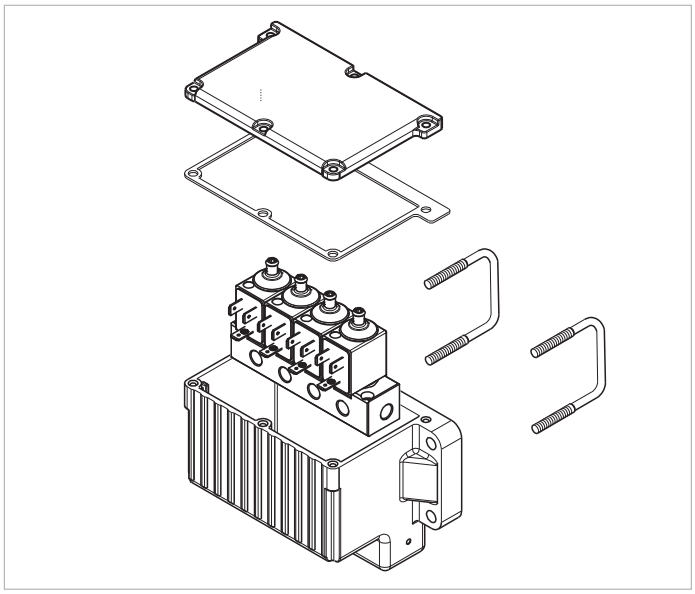

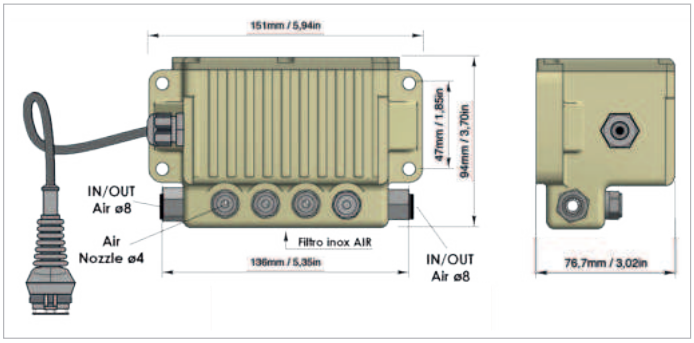

Cod.		# Sections	IN/OUT Air (mm) - (in)		Air (mm) - (in)		Command	A unit	VDC	Available	N° unit Boom	Electrovalve MAX Boom
903605.03	central right/left	3	ø 8	0,3"	ø 4	0,15"	Direct cable	3,0	12	√	8	~24
903605.04	central right/left	4	ø 8	0,3"	ø 4	0,15"	Direct cable	3,5	12	√	6	~24

Raccordi in plastica o calzamento

In poliammide caricato vetro (PA6 + 30GF).

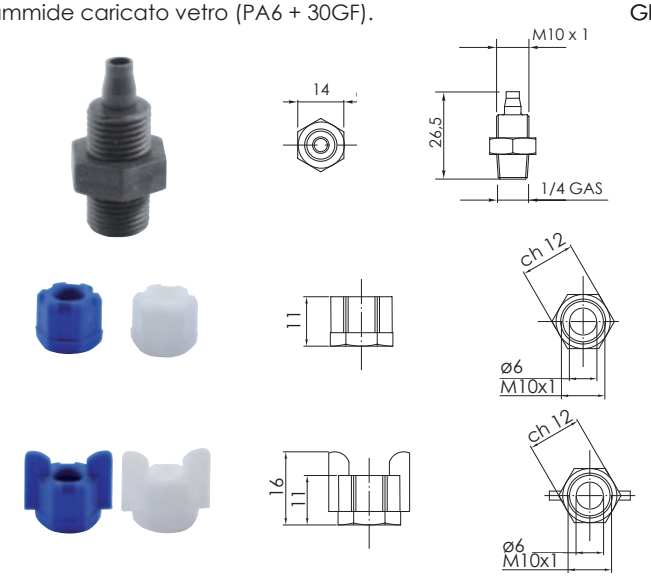

Plastic fittings

Glass-filled polyamide (PA6 + 30GF).

Cod.	Description / Notes	Filetto/ Thread GAS	Tubo/ Tube Ø	Bar	
200037	1/8" straight fitting, 6x4 tubing	1/8	6/4	6	100
200042 200036	6x4 blue ring nut 6x4 white ring nut		6/4 6/4	6 6	100 100
200044 200043	6x4 blue ring nut 6x4 white ring nut		6/4	6	100 100

Raccordi in plastica porta tubo 8/6

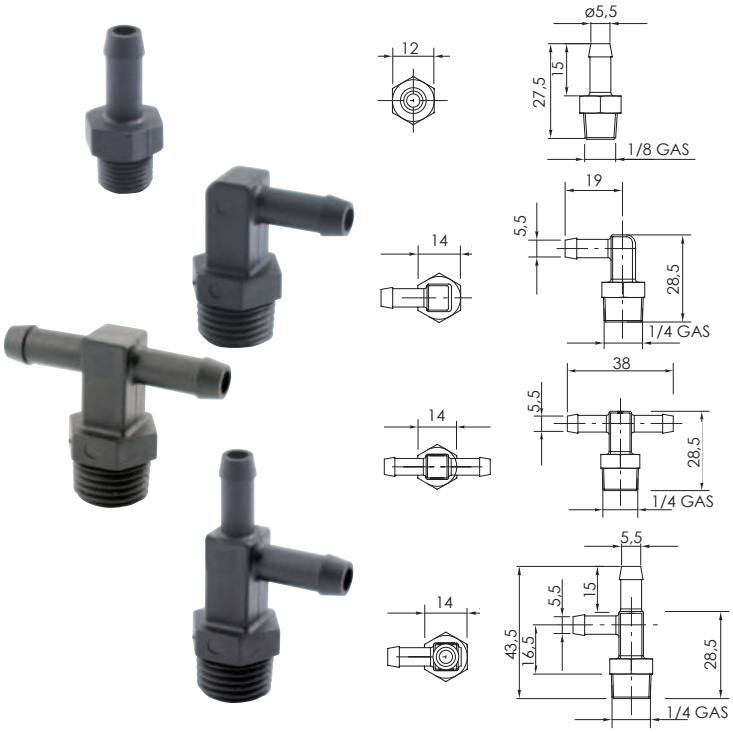

Plastic hose fittings

Cod.	Description / Notes	Filetto/ Thread GAS	Tubo/ Tube Ø	Bar	
200138	1/8" straight fitting, 8x6 hose holder	1/8	8/6	2	100
200139	1/4" elbow fitting, 8x6 hose holder	1/4	8/6 1/4"	2	100
200154	1/4" double elbow fitting, 8x6 hose holder	1/4	8/6 1/4"	2	100
200190	Racc.a 'T' Laterare 6-8 1/4" Gas M Conico PLT	1/4	8/6 1/4"	2	100

Adattatori

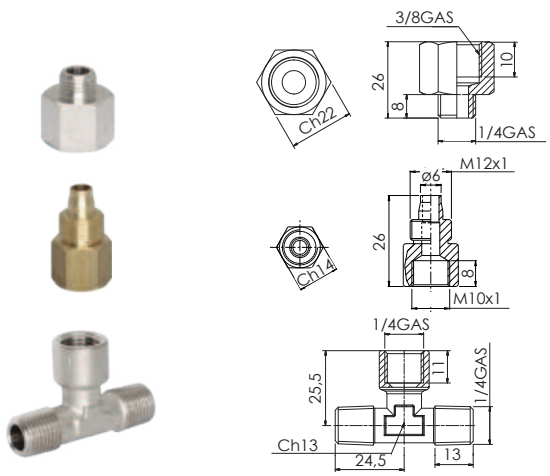

Adapters

Cod.	Description / Notes	Filetto/ Thread GAS	Tubo/Tube Ø	
200122	Riduzione F 3/8 M 1/4 Ottone	3/8 - 1/4		10
901187	Riduzione 6x4 F - 8x6 M a Calzare		6	10
200232	Raccordo T M.F.M. 1/4"	1/4		10

Raccordi ottone nichelato a calzamento

Nickel plated brass fittings

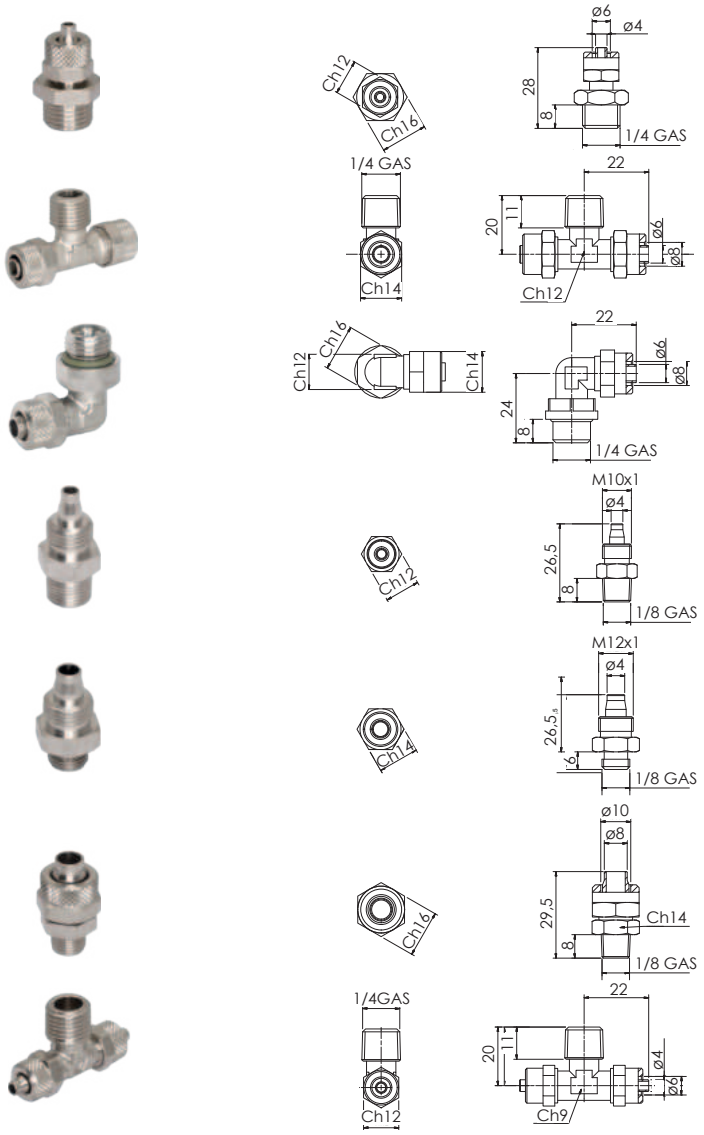

Cod.	Description / Notes	Filetto/ Thread GAS	Tubo/ Tube Ø	Bar	
200048	Racc. Corpo Dir.m.cil.1/4" 6x4	1/4	6/4	15	10
200081	Racc. T Centr. Conico 1/4"-8/6	1/4	8/6	15	10
200206	Racc. Gir. A Calzare 1/4m - 8 Viton	1/4	8/6	15	10
200039	Racc. Corpo Dir. 1/8-6X4 OT	1/8	6/4	15	10
200023	Racc. Diritto 1/8" 8X6	1/8	8/6	15	10
200026	Racc. Diritto 1/8" 10X8	1/8	10/8	15	10
200005	Racc. T 6X4-1/4"-6X4	1/4	6/4	15	10

Raccordi ottone nichelato a innesto rapido

Quick nickel plated brass fittings

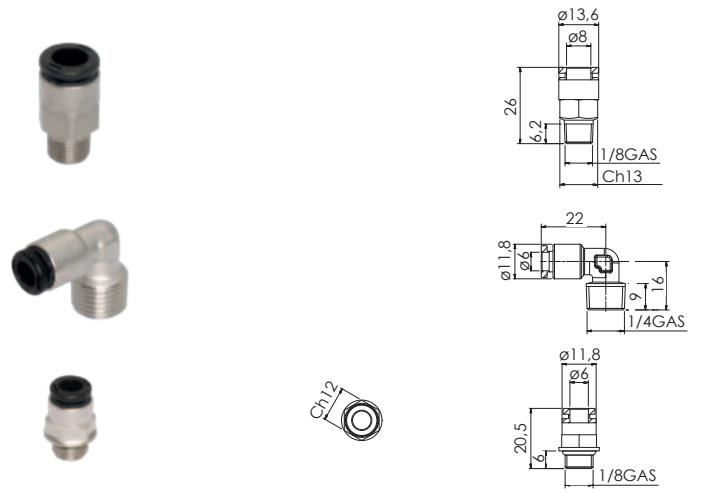

Cod.	Description / Notes	Filetto/ Thread GAS	Tubo/ Tube Ø	Bar	
200051	Racc. Diritto 1/8"- 8	1/8	6	16	10
200009	Racc. Angolo 1/4"- 6	1/4	6	16	10
200029	Racc.diritto 1/8" M CIL - 6 .	1/8	6	16	10

Raccordi in plastica a inesto rapido

Quick Plastic fittings

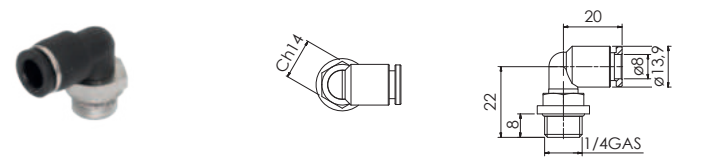

Cod.	Description / Notes	Filetto/ Thread GAS	Tubo/ Tube Ø	Bar	
200059	Racc. L M. Cil. Gir. 8-1/4 Tecnop.	1/4	8	12	10

Tubazioni in plastica

In PA12 (Rilsan), poliuretano e polietilene.

Plastic tubing

Made of PA12 (Rilsan),Polyurethane and Polyethylene.

Cod.	Size (Out x In, mm)	Color	Material	Temp. Range (° C)	Max Work Pressure (atm)	
230009	6 x 4 (3,8)		Polyurethane	-40 ÷ +60	11	100 m
230023	6 x 4 (3,8)	Transparent			11	
230032	8 x 6 (5,7)		Polyurethane	-40 ÷ +60	8	100 m
230026	8 x 6 (5,7)	Transparent	Polyurethane		8	
230041	10 x 14	Transparent	Polyurethane 98MB		11	
230031	4 x 2		PA11 (Rilsan)	-40 ÷ +80	44	100 m
230006	6 x 4				27	
230005	6 x 4				27	
230028	6 x 4				27	
230017	8 x 6		PA11 (Rilsan)	-40 ÷ +80	19	100 m
230024	8 x 6				19	
230042	12x10				12	
927253H	4 x 2		Polyethylene	-10 ÷ +60	21	100 m
230038	6 x 4				13	

Accessori

Accessories

299111

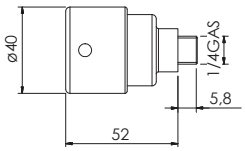

350403

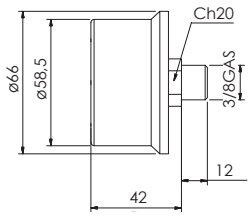

200083.02

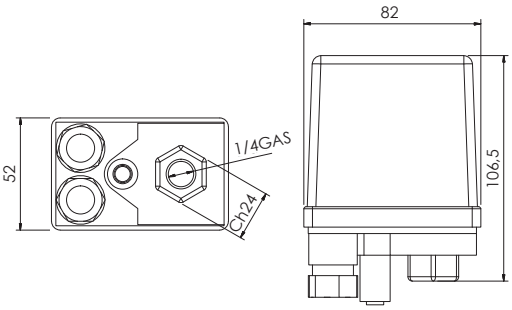



405593

790005-6

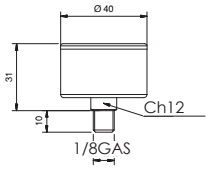

790016-6
790016-12

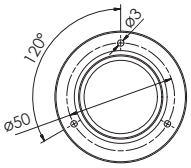

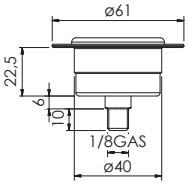

200233

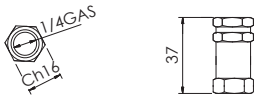

200197

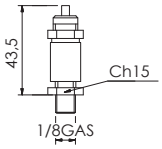

Cod.	Description / Notes	Filetto/ Thread GAS	
299111	Filtro Aria Compressa M	1/4	
350403	Filtro Aria Compressa M	3/8	
200083.02	Pressostato Tarato 8 Bar		
405593	Scheda termica motori completa		
790005-6	Manometro 0-6-D.40-AP-1/8" ABS	1/8	
790016-6	Manometro 0-6 D.40-AP-1/8'ABS+FL.	1/8	
790016-12	Manometro 0-12 D.40-AP-1/8'ABS+FL.	1/8	
200233	Valvola Non Ritorno 1/4	1/4	
200197	Valvola di Sicurezza 1/8" 8 Bar	1/8	

Legenda / Legend

CF / min	
USG / min	
lt / min	
Duty cycle	
IP	
Power W	
V / DC	
AC	
STP	Disegno 3D disponibile 3D drawing available
PDF	Scheda tecnica disponibile Technical sheet available

BAR	PSI	MPA
1	14,5	0,1
2	29,0	0,2
3	43,5	0,3
4	58,0	0,4
5	72,0	0,5
6	87,0	0,6
7	101,5	0,7
8	116,0	0,8
9	130,5	0,9
10	145,0	1,0

Tabella di conversione Portata
Flow conversion table

Unit	US customary	Metric
1 USG/min **1 CF/min**	- -	3,785 L/min 28,31 L/min
1 L/min **1 L/min**	0,264 USG/min 0,0353 CF/min	- -

Duty Cycle: **CEI EN 60034-1**

Per Duty Cycle si intende la percentuale di tempo per la quale un compressore può essere in funzionamento in un certo periodo a una certa pressione in ambiente a 22 °C. Si esprime comunemente in percentuale: Compressore su "on" ÷ (tempo "on" + tempo "off") = % Duty Cycle. S1 indica servizio continuo. Nota: tutti i compressori, indipendentemente dal Duty Cycle indicato, richiedono un sufficiente tempo di riposo tra un ciclo e l'altro per permettere un parziale o completo raffreddamento. I periodi di raffredamento possono variare in funzione della temperatura ambiente e delle condizioni operative.

Tutti i compressori Salvarani sono testati ad una temperatura ambiente di 22 C° con una tensione di alimentazione di 13,8 Volt per i modelli a 12 Volt.

Duty cycle refers to the amount of time a compressor can be operated in a given time period at 100 PSI, and a standard ambient temperature of 72° F. It is commonly expressed in percentage format: Compressor on time ÷ (on time + off time) = Duty Cycle %. S1 continuous service. Please Note: All compressors, regardless of rated duty cycle, require sufficient rest time in between cycles to allow for partial or complete heat dissipation. Heat dissipation rates may vary depending on ambient temperatures and operating conditions.

All Salvarani compressors are tested at an ambient temperature of 22 C° with a supply voltage of 13.8 volts for 12-volt models.

Compressore a membrana
Diaphragm compressor

Compressore a pistone
Piston compressor

Funzionamento a secco
No oil required

DIN EN 60529

Protezione IP / IP Protection

Grado Grade	Solidi Solids	Grado Grade	Acqua Water
1	> 50 mm	1	
2	> 12 mm	2	± 15°
3	> 2,5 mm	3	± 60°
4	> 1 mm	4	
5		5	
6		6	Press

	Paese	Tipo filetto
BSPP	**EUROPA** **SUD AMERICA** **ASIA/OCEANIA** **AFRICA**	55° CILINDRICO
NPT	**USA** **CANADA**	60° CONICO

Portata corrente per sezione del cavo Current rate per cable section		
ø	A uso continui continuons use	A uso interrotto interrupted use
1 1,5 2,5 4 6 10	5 8 13 22 33 55	12 16 28 45 69 115
	Caduta di tensione Fall of voltage **< 1V**	Caduta di tensione Fall of voltage **< 2V**
Cavo/Cable 5m - T.30°C		

Guida per la scelta del Compressore
Specification guide for Compressor choice

Azienda / Company name _____ Data / Date _____

Città / City _____ Provincia / County _____ Stato / Country _____ CAP / Zip code _____

Tel. _____ Fax _____ Email _____ Website _____

Richiedente / Applicant: _____ Mansione / Job: _____

Settore di utilizzo:
Field of use:

Tipo di applicazione:
Type of application:

- ☐ Industria / Industry _____
- ☐ Agricultural / Agriculture _____
- ☐ Automotive _____
- ☐ Elettromedicale / Electromedical _____

1) Alimentazione / Power Supply

☐ 12 V dc
☐ 24 V dc

V DC _____ V AC _____ Hz _____

Grado IP di Protezione motore / IP motor protection rate _____

2) Ciclo di funzionamento / Functioning cycle

☐ Continuo / Continuous ☐ Intermittente / Intermittent

Tempo funz. min. _____ Tempo pausa min. _____
Min. operating time _____ Min. pause time _____

☐ Altro / Other _____

3) Temperatura ambiente / Ambient temperature

Min. _____ °C _____ °F Max _____ °C _____ °F

4) Requisiti di pressione e portata / Pressure and flow details

Flusso di funzionamento Max / Max operating flow _____ L/min _____ bar _____ GPM _____ PSI
Flusso di funzionamento Min / Min operating time _____ L/min _____ bar _____ GPM _____ PSI

5) Tipo di controllo / Type of control

☐ Pressostato / Pressor switch ☐ Con serbatoio di accumulo / With accumulating tank Lt. _____ ☐ Senza serbatoio

☐ Manuale / Manual ☐ Timer ☐ Altro / Other _____

6) Configurazione della tubazione del sistema / Hosing system configuration

_____ Ø Interno Tubazione / Internal hose Ø _____ Lunghezza / Lenght

7) Descrizione del Sistema / System Description

Components

Electric components made by Salvarani company and addressed to Automotive business.

Salvarani

Agricultural

Electric and electronic control boxes, ISOBus for spraying and hydraulic equipments and fittings for spraying.

Spray test Equipment

Calibration and adjustments equipments for spraying boom and air blast sprayers.

aams-salvarani

TeeJet Technology

Spraying tips, valves, electronics and more.

TeeJet®

Davis Weather Instruments

Weather stations, sensors, with management software.

DAVIS Davis Instruments

SALVARANI joven y dinámica empresa, nace en el corazón de la Emilia, región italiana que honra una larga historia y experiencia en el campo de los componentes agrícolas e industriales.

SALVARANI ofrece a su propia clientela una gama completa de componentes y productos, ofreciendo también su propia experiencia para el desarrollo y realización de proyectos personalizados.

Innovación, tutela del ambiente, precisión de trabajo, confiabilidad del producto y asistencia son la línea guía para una búsqueda continua dirigida al mejoramiento y a la creación de nuevos productos. Esto se traduce en artículos de alto estándar tecnológico en grado de garantizar competitividad y ventajas económicas a las empresas constructoras, a las redes de venta y usuarios.

Недавно созданная и активно действующая компания SALVARANI расположена в самом сердце Эмилии, итальянского региона с давней историей и традициями в производстве комплектующих для сельскохозяйственной и промышленной техники.

В этом секторе компания SALVARANI готова предложить полный ассортимент комплектующих и другой продукции, а также свой опыт разработки и реализации индивидуальных проектов.

Инновации, забота об окружающей среде, точность в работе, надежность продукции и поддержка — таковы руководящие принципы непрекращающегося поиска путей совершенствования существующих и создания новых изделий. Благодаря этому на свет появляются изделия высокого технологического уровня, способные составить достойную конкуренцию и дать экономические преимущества строительным предприятиям, сетям сбыта и конечным потребителям.

SALVARANI, empresa jovem e dinâmica, está localizada no coração da Emilia, uma região italiana com uma longa história e experiência na área dos componentes agrícolas e industriais.

SALVARANI oferece a seus clientes uma gama completa de componentes e produtos, oferecendo também sua experiência para o desenvolvimento e a realização de projetos personalizados.

Inovação, proteção ambiental, precisão de trabalho, confiabilidade do produto e suporte são as orientações para uma contínua pesquisa que visa melhorar e criar novos produtos. Isso resulta em produtos de alto padrão tecnológico capazes de garantir competitividade e benefícios econômicos para as empresas fabricantes, as redes de venda e os usuários.

Nem véletlen, hogy a SALVARANI, egy fiatal és dinamikus vállalat Emilia közepén található, az olasz régió közepén, mely hosszú történelemmel és nagy tapasztalattal rendelkezik a mezőgazdasági és ipari alkatrészek területén.

A SALVARANI teljes termékkört kínál a megrendelőinek, valamint specifikus tapasztalatot a testreszabott projektek kialakításában és megvalósításában.

Innováció, környezettudatosság, megmunkálás pontossága, termék megbízhatóság és támogatás a fő irányelvek az új termékek fejlesztése és létrehozása felé forduló folyamatos kutatásnál. Az ilyen erőfeszítésnek köszönhetően a SALVARANI termékek hangsúlyozott technológiai és mechanikai standardokkal készülnek, melyek garantálják a működési és gazdasági előnyöket a gyártók, kiskereskedelmi hálózatot és végfelhasználók számára.

意大利萨瓦拉尼有限责任公司，位于意大利工农业发达的Emilia 地区，是一家年 轻，充满活力但又充分秉承欧洲“自主创新”与“追求卓越”工业传 统的公司。
经过不断的发展与完善，意大利萨瓦拉尼有限责任公司 已具备完整的产品 体系，可供客户进行充分地选择。根据不同的市场需求反馈，公司依 托本身丰富的开发，设计经验，不间断地进行新产品的开发和设计。

Worldwide retailers

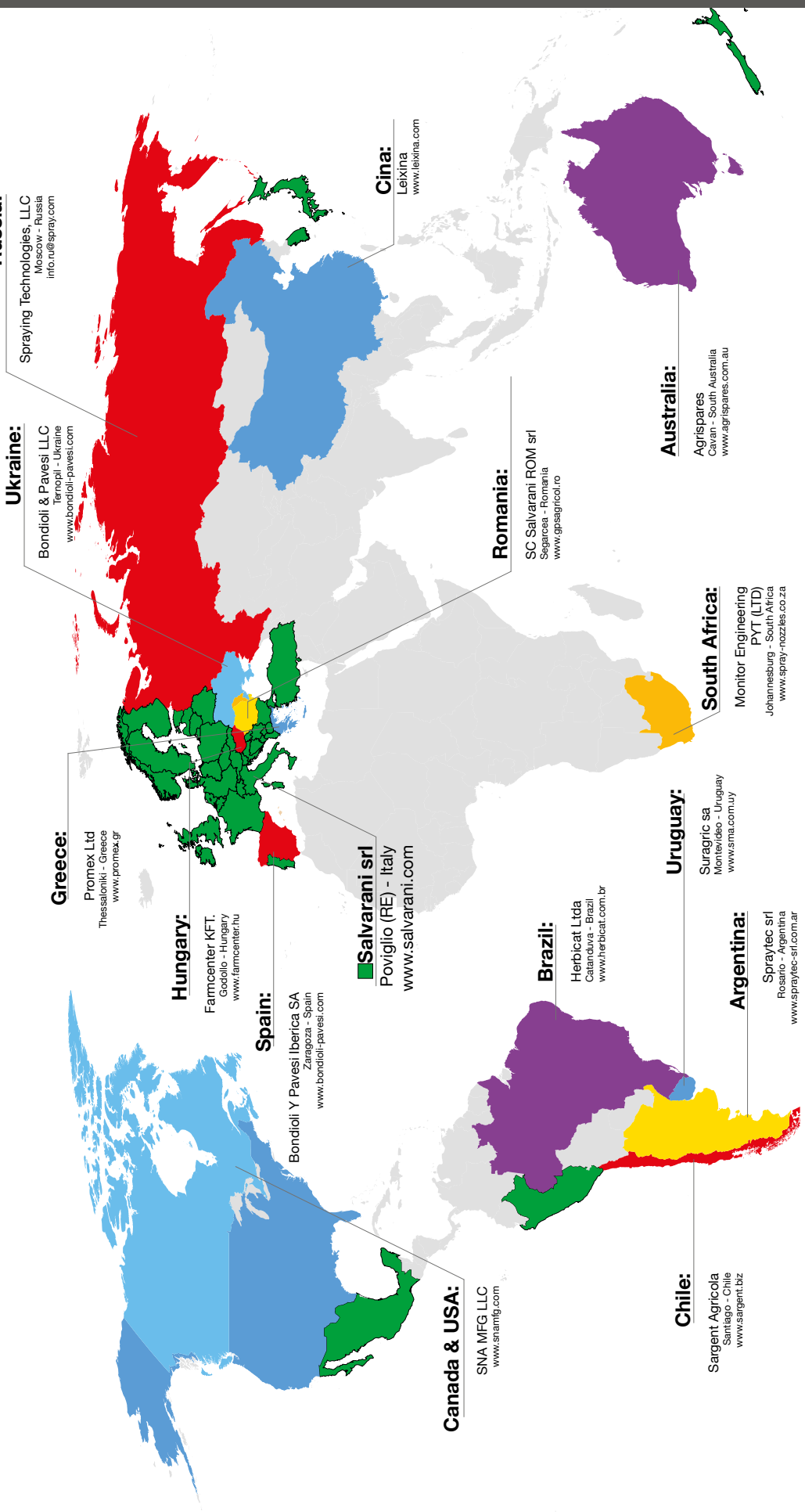

Salvarani s.r.l.
Via M. Buonarroti, 2
42028 Poviglio (RE) - Italy
Phone +39 0522 969177
E-mail info@salvarani.com
www.salvarani.com